



AMAZONE

Harrow-mounted seed drill ***Cataya***



Cataya harrow-mounted conventional seed drill


Precise and comfortable



! “We very much liked the Cataya Special. What we liked, above all, is the simple operation and the many little details, such as, for example, the storage compartment for the scales that includes a folding bucket and the indicator for the calibration flap position.”

(“dlz agrar magazine” Test report Cataya Super - 01/2017)

Combined with the KE 02 Rotamix rotary harrow, KX/KG Cultimix rotary cultivators or the mounted CombiDisc compact disc harrow, the conventional Cataya harrow-mounted seed drill is the ideal machine for sowing after the plough or mulch sowing. In working widths of 3 m and 4 m and hopper sizes of 650 l to 1,730 l, the Cataya particularly impresses in terms of precision and comfort.



**with
QuickLink**



	Page
The advantages at a glance	4
Seedbed preparation	6
QuickLink quick coupling system	8
The models	10
Seed hopper	12
Precis metering system	14
SmartCenter and calibration concept	16
Metering drive	18
Half side shut-off and tramline control WS suffolk coulters	20
RoTeC single disc coulters	22
TwinTeC double disc coulters	24
Coulter pressure adjustment Harrows	28
Operation	30
AmaLog ⁺ in-cab terminal and AmaDrill 2 in-cab terminal	32
ISOBUS	34
ISOBUS GPS-Switch	36
ISOBUS GPS-Maps GPS-Track AmaTron 4	38
ISOBUS AmaTron Connect agrirouter	40
ISOBUS AmaPad 2 AmaPilot ⁺ Overview of ISOBUS terminals	42
Optional equipment	44
GreenDrill 200-E	46
AMAZONE service	48
Technical data	50

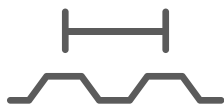
! “The handling and operation of the Cataya till and drill combination sets new standards.”

(“profi” Practice test with Cataya 3000 Super till and drill combination · 07/2018)

Cataya harrow-mounted seed drill



3 or 4 m



12.5 or 15 cm



650 to 1730 l



up to 15 km/h

The advantages at a glance:

- ⊕ PreciS metering system for accurate metering and simple changeover from fine to normal seeds
- ⊕ SmartCenter adjustment centre
 - Calibration at the push of a button or via the TwinTerminal
 - Central, mechanical adjustment of the coulter pressure – with optional hydraulic adjustment from the cab
 - Central adjustment of the bottom flap
 - Removable calibration tray on the left side
- ⊕ Minimal residual quantities, thanks to the integrated hopper inserts – fast seed changes and quick cleaning
- ⊕ Intuitive operation via the Amalog⁺ in-cab terminal, AmaDrill 2 or an ISOBUS-compatible operator terminal
- ⊕ Quick and loss-free filling, thanks to large tank opening
- ⊕ Active soil tillage with rotary harrow or rotary cultivator, passive soil tillage using the CombiDisc compact disc harrow
- ⊕ Versatile selection of rollers – the right roller for every soil type

MORE INFORMATION

www.amazone.net/cataya



PRODUCT FILM
Find out more



SMARTLEARNING
www.amazone.net/smartlearning

Seedbed preparation and sowing

Everything from the one source!

Keep the flexibility

The Cataya harrow-mounted seed drill can be optionally combined with a KE 02 Rotamix rotary harrow, KX/KG Cultimix rotary cultivators or with the CombiDisc mounted compact disc harrow.

With various models of roller available, it is possible to specify a complete unit of soil tillage tool and drill that are perfectly matched to the prevailing soil conditions.




KG Cultimix rotary cultivator



Wide roller programme – for any location the right roller



PW tooth packer
roller/600 mm



TRW trapezium
roller/500 mm/600 mm



Wedge ring
roller KW/580 mm



KWM wedge ring roller
with Matrix tyre
profile/600 mm



KX Cultimix rotary cultivator

i More detailed information can be found in the separate product brochure available from your sales partner



KE 02 Rotamix rotary harrow



CombiDisc mounted compact disc harrow for seedbed preparation

The choice is yours

Mounted or demounted – clever, simple and flexible

Thanks to the QuickLink quick release coupling system on the Cataya harrow-mounted seed drill, the seed drill can be easily and quickly linked to the various AMAZONE soil tillage machines without the need for tools.

In this way, the most appropriate and versatile sowing combination can be put together to cope with the most diverse of soils and applications.

KE 02 Rotamix rotary harrow or
KX/KG Cultimix rotary cultivator or
CombiDisc compact disc harrow



PW tooth packer roller
TRW trapezium roller
KW wedge ring roller or wedge
ring roller with KWM matrix profile



Cataya harrow-mounted
seed drill





CombiDisc 3000 mounted compact disc harrow in solo operation



KE 3002-240 Rotamix rotary harrow in solo use

QuickLink quick coupling system

Thanks to the intelligent QuickLink quick coupling system, the drill combination can be very easily separated within a few minutes. As a result, the soil tillage machine is also perfect for solo use.




- ✔ Three easily accessible coupling points of the QuickLink quick coupling system ensure a safe, tool-less and quick coupling and uncoupling procedure.



CombiDisc 3000 mounted compact disc harrow with harrow-mounted Cataya 3000 Super seed drill

**with
QuickLink**



KE 3001 rotary harrow with Cataya 3000 Special harrow-mounted seed drill

Achieves top marks – Sows success – Earns recognition!



Cataya 3000 Super with T-Pack U front tyre packer sowing after the plough

Officially confirmed:

Quality of work, handling, operation, maintenance, operational safety – the Cataya masters all the evaluation criteria of the DLG test centre!



DLG test report 6794F

Test criterion	Test result	Assessment
Consistency of seed rate	very good	++
Consistency of lateral distribution	very good	++

Assessment range: ++/+/0/-/-- (0 = Standard)

DLG test report 6794

Cataya quality of work

DLG test results in the laboratory and in the field with wheat, barley and rape.

13 Evaluation criteria for quality of work:

✔ **11 times VERY GOOD,
2 times GOOD**

MORE INFORMATION
www.amazone.net/cataya

Precision comes as standard



Cataya 3000 Special in a 3 m working width, with RoTeC disc coulters, Exact harrow and 650 l hopper capacity

Cataya Special

- ✔ 3 m working width
- ✔ Seed hopper with 650 l hopper capacity (with hopper extension up to 850 l)
- ✔ Mechanical land wheel drive or optional single-sided, electric metering drive (left)
- ✔ Mechanical infinitely variable coulters pressure adjustment
- ✔ WS suffolk coulters, RoTeC single disc coulters or TwinTeC special double disc coulters



Cataya 4000 Super in 4 m working width, TwinTeC double disc coulters with Exact following harrow and 1,730 l hopper capacity

Cataya Super

- ✔ Working widths of 3 m or 4 m
- ✔ Seed hoppers from 830 l capacity or with a hopper extension for up to 1,730 l hopper capacity
- ✔ Electric metering drive (single-sided, left or right/as option: both sides)
- ✔ Hydraulic coulters pressure adjustment with coulters lift of up to 145 mm
- ✔ RoTeC single disc coulters or alternatively TwinTeC double disc coulters
- ✔ GreenDrill universal catch crop seeder box (optional)

Great performance

With its teamwork of design and performance, the Cataya, registered in the category "Farm machinery", has convinced and inspired the iF Jury, consisting of experts and designers from all over the world. The jury's evaluation criteria included, in addition to the quality of design, the finish and material choice, the degree of innovation and the environmental compatibility, its functionality and ergonomics and, finally, a visualisation of use and safety.



Precise, effective, efficient



Cataya 3000 Special

- ❗ “The foldable ladder (with sensor) and the wide loading board leave nothing to be desired.”
 (“profi” Practice test with Cataya 3000 Super till and drill combination - 07/2018)



- ✔ Large capacity seed hopper for the Cataya Super

The large seed hopper

Due to the large seed hopper, re-fill times are reduced. Via an extension, the large seed hopper can be increased up to 1,730 l and thus offering a huge output in their class.

Thanks to the all-round sealing, closing the hopper lid makes the seed hopper dust- and splash-proof.

Comfortable filling

An especially wide loading board, accessible via folding rear steps, simplifies the filling of the seed drill. The very spacious fill opening dimensions ensures a quick and convenient filling process – not only from big bags and front end loader buckets but also from sacks. The hopper lid, with its integrated loading aid, serves to provide comfortable and loss-free filling of the seed hopper.

- ❗ “The generous 2.60 m x 0.75 m filling opening not only ensures quick filling using a front end loader, big bags but also, though, with smaller sacks.”

(“AGRAR TECHNIK” Conventional goes digital · 11/2018)



- ✔ Sieves in the hopper protect the operator

Reliable operation

Sieves reliably protect the operator from any unintentional contact with the agitator shaft as well as protecting the metering system against the ingress of any foreign objects. When the ladder is folded out, the safety sensor prevents the start of both the seed and agitator shaft. The sieves are also suitable as a rest for laying the seed bags on.



Precis - accurate metering every time!

The conventional metering system



✓ Precis metering system

! “The metering accuracy was really impressive. Very rarely did we have a seed drill for testing where the seed rate corresponded so exactly to the calibration rate. The deviations were – be it rape, wheat, or barley that was being sown – almost always less than 1 % - which is very good.”

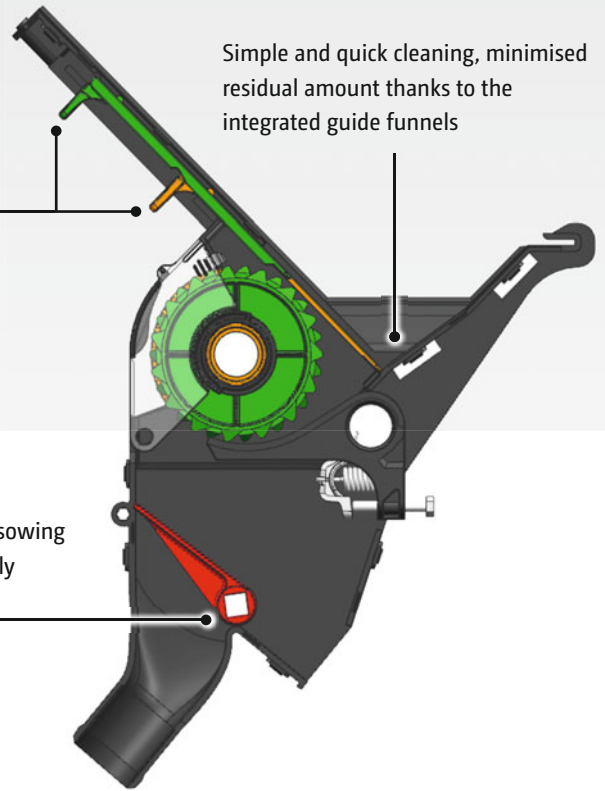
(“profi” Practice test with Cataya 3000 Super till and drill combination - 07/2018)



The simplest of conversion from fine to normal seeds using the shutter slides

Simple and quick cleaning, minimised residual amount thanks to the integrated guide funnels

Integrated conversion from sowing to calibration via the centrally adjustable calibration flap




✓ Low level sensors

The AMAZONE Precis metering system with integrated hopper inserts ensures minimum residual amounts and uniform sowing. The seed shaft is driven either mechanically by land wheel drive or, as an option, electrically via the ElectricDrive. Across a wide range of seeds, an outstanding consistency of distribution is ensured. The centralised calibration flap makes for an easy changeover from calibration to drilling.

Thanks to the integrated hopper inserts, hardly any residual amounts remain in the seed hopper, so that even a change

of seed can be carried out quickly and conveniently. The conversion from fine to normal seed is possible via the shutter slide. Even an exchange of the seed wheels is, due to the accessibility of the metering system, possible without any problem.

The adjustable fill level sensor monitors the fill level of the seed hopper. Sight glasses and internal hopper lighting, moreover, also allow the quick visual check of the fill level.



! “Green shutter closed, orange shutter open and the machine is converted to fine seeds. This is all done fairly quickly and one can see from afar whether the setting is correct or not.”

(“dlz agrar magazine” Test report Cataya Super · 01/2017)

! “As the metering system includes funnels integrated into the tank, seed flow is improved. The technical residual volume is minimised because accurate sowing over the total width is possible for longer.”

(“dlz agrar magazine” Test report Cataya Super · 01/2017)

Operation that inspires!

Centralised and comfortable actuation via the SmartCenter



✓ SmartCenter on the Cataya Super

- ① Setting the bottom flap,
- ② Setting the calibration flap,
- ③ Calibration button,
- ④ Calibration trays,
- ⑤ Coulter pressure adjustment (only on the Cataya Super),
- ⑥ Sowing depth (only for the Cataya Super with TwinTeC)

- ❗ "The SmartCenter was inspiring. For calibration the large access door on the side is opened and everything one needs is found there. [...] fantastic." ("profi" Practice test with Cataya 3000 Super till and drill combination · 07/2018)

The calibration concept

To further simplify use for the operator, AMAZONE offers, with the SmartCenter, a very simple and clear layout of the most important adjustments. Centralised on the left hand side, the metering system can be quickly adjusted and calibrated. Calibration is always carried out conveniently via the SmartCenter.



✓ Two-piece calibration trays



✓ Everything has been thought of – even a hook on the loading board

The calibration trays, directly positioned under the seed hopper, can both be removed from the left hand side via the SmartCenter. Thanks to the two-part calibration trays, the decanting into the provided folding bucket is done quickly, simply and comfortably. After the calibration process, the calibration trays are simply turned into the storage position with their opening facing downwards.

The digital weighing scales, provided as standard, enable the exact weighing of the calibrated seed. Thanks to the additional storage space in the SmartCenter on the Cataya Super for the standardly-supplied equipment, such as the folding bucket and the digital scales, these are safely stored and immediately at hand. With the Cataya Special, the folding bucket and the digital scales are conveniently stored in the hopper lid.

❗ “The Cataya sets new standards in calibration and adjustment. Here, two aspects have to be commented on with particular positivity. For all manual adjustments, the previously mentioned 19 mm spanner fits everything – calibration and the adjustment of coulter pressure, sowing depth and harrow heights – are comfortably carried out from the left hand machine side – great.”

(“profi” Practice test with Cataya 3000 Super till and drill combination - 07/2018)



✓ Everything on-board – folding bucket and digital scales

The right drive!

Mechanical land wheel drive or ElectricDrive electric metering drive

Mechanical land wheel drive – tried and tested drive technology

The mechanical land wheel drive is a reliable but simple and cost-effective solution for the Cataya Special. The large diameter land wheel ensures uniform, uninterrupted drive for the seed shaft.

Benefits of mechanical land wheel drive

- ✔ The clearly visible position on the right in the direction of travel ensures a good overview from the cab and permits the simple setting down in field corners
- ✔ Optional control and monitoring via the AmaLog⁺ in-cab terminal



- ✔ Facility for deactivation through machine lift-out using the hydraulic top link and land wheel drive
- ✔ Calibration with the help of the universal tool
- ✔ Transport position on the rear
- ✔ Simple function check
- ✔ Calibration kit included

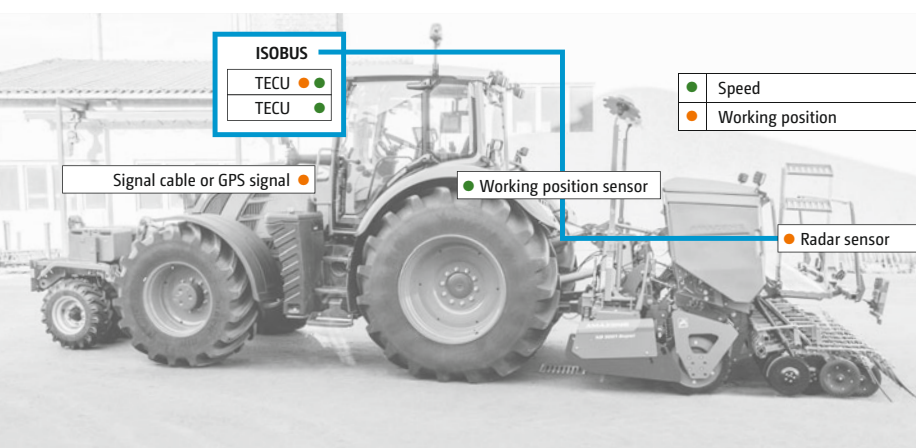
ElectricDrive electric metering drive Convenient and precise

The ElectricDrive electric metering drive is available on the left for the Cataya Special and also on the right, or on both sides, for the Cataya Super. The twin drive system enables the automatic switching of each side separately.

Benefits of ElectricDrive electric metering drive

- ✔ The drive is optionally available for the left-hand side, right-hand side or for both sides

- ✔ Easy adjustment of the seed rate from the tractor cab. Also, an alternative, automatically seed rate control on a part-area, site-specific basis via application maps
- ✔ Easy calibration via the calibration button (standard) or TwinTerminal
- ✔ Calibration kit included
- ✔ Metering fine seed down to 0.5 kg/ha



Working position and speed signal

The Cataya features different signal sources for detection of the speed. In addition to the radar sensor or GPS signal, the speed signal from the tractor can also be used. The electric drive offers the facility for selection of both a speed signal as well as the working position signal.



✔ The optional TwinTerminal 3.0 for ElectricDrive

Increased operational convenience with the TwinTerminal 3.0

AMAZONE offers the TwinTerminal 3.0 for electric metering drive, in combination with ISOBUS, in order to further simplify the calibration and residue emptying.

The TwinTerminal is mounted directly in the SmartCenter instead of the calibration button. The location of this offers a decisive benefit: the driver can now perform the operation and input the data for the calibration directly at the machine, and no longer has to keep getting on and off the tractor.

The TwinTerminal 3.0 consists of a water-tight and dust-proof housing with a 3.2" display and four large buttons for operation.

mySeeder App – Calibration via smartphone

AMAZONE offers the mySeeder App for even more comfort. ISOBUS-compatible seed drills can be calibrated easily and conveniently with your mobile phone and the additionally required Seeder Connect Bluetooth adapter. Going back and forwards between the metering unit and the cab is no longer necessary. The easy operation of the App is intuitive and is quickly understood once used for the first time. The App can also be used for models with several metering units. This means that the driver can comfortably go from metering unit to metering unit via the mobile phone.



✔ The ElectricDrive is equipped with a practical calibration button on the SmartCenter as standard



Flexible and reliable!

The tramline and half-side shut-off control system on the Cataya



- ✓ Half-side shut-off and the tramline control ensures the ability to create asymmetrical tramline rhythms


Tramline control

The tramline control can be used to switch off up to 2 x 5 seed rows, so that a tramline can be easily established. The tramline control is made possible via a layshaft which drives the tramline seed wheels. If a tramline is being created, the layshaft is locked which then simultaneously stops the freely rotating tramline seed wheels on the seed shaft. The wider tramlines are ideal when using crop care tractors with tyre widths of up to 900 mm on 15 cm row spacing or 750 mm on 12.5 cm row spacing.

Half-side shut-off

Via the half-side shut-off control, asymmetrical tramline rhythms can be created. The ability for half-side shut-off is realised on the Cataya using a centrally split sowing shaft and layshaft. The sowing shaft and layshaft are simply switched off on one side when the half-side shut-off control is activated. If the Cataya Super is equipped with the optional twin-sided electric metering drive, the selection of which side is left working can be made from the cab.

- ✓ Thanks to the split spur gears, the track width and the tramline width can be changed quickly



WS suffolk coulter

The robust and precise, plough-based coulter for the Cataya Special


The WS suffolk coulter is particularly suitable for one-pass ploughing and sowing, or if there is only a small amount of straw, e.g. after rape or beet. The cast material in the coulter point has an exceptionally long service life. For larger farms with hardwearing soils, the quick coulter tip change, where replacement is necessary, is possible by removing just one bolt.

The 3-row layout and the large coulter stagger prevent blockages in amongst the coulters. A funnel in the coulter guides the seed precisely down into the coulter tip. The back-up flap prevents the coulter outlet from being blocked when the machine is set down.



Sabre coulter tip

The sabre coulter tip was developed for very shallow seed placement on light soils or for mulch sowing with an average amount of prevailing straw. With minimal effort, these can be exchanged for the standard WS suffolk coulter tip.



Band sowing shoes

Band sowing shoes are easy to attach and allow the seed to be divided into strips as well as helping to reduce the placement depth.



RoTeC coulters

The universal single disc coulters

The RoTeC coulters system: tried and tested 1,500,000 times over!

The maintenance-free RoTeC single disc coulters



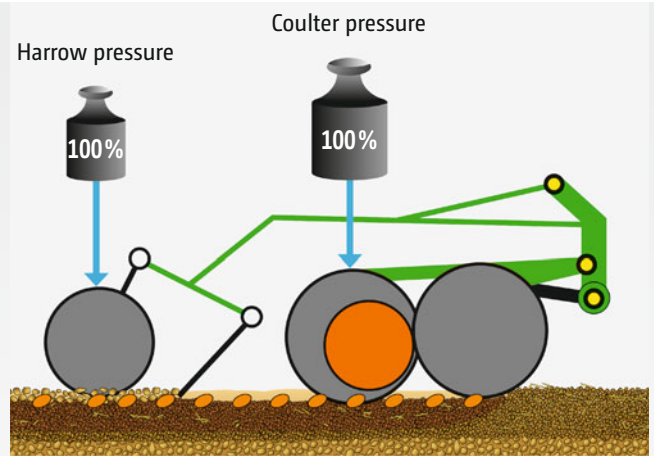
Goes right to the limit of practical operation and placement

RoTeC coulters are maintenance-free and work very reliably, even where large amounts of straw and plant residues prevail. The sowing disc, with its furrow former create the seed furrow profile and provide optimum seed placement into the soil. The Control 10 depth guidance disc or the Control 25 depth guidance roller prevent the soil from sticking to the sowing disc, thereby ensuring that the pre-selected sowing depth is precisely maintained.

Row spacings of 12.5 cm and 15 cm can be chosen.

Advantages of the RoTeC coulters

- ✔ High-performance single disc coulters for wet and sticky soil types
- ✔ High level of self-cleaning via the depth guidance roller
- ✔ Decoupling of the coulters depth control from the reconsolidation
- ✔ Up to 35 kg total coulters pressure



Ingenious independent depth control of coulters and following harrow

One of the unbeatable advantages of the RoTeC coulters is that there is no connection between depth control and the reconsolidation system. This means that the coulters are raised only once when passing a stone. Furthermore, the coulters and harrow pressure can be adjusted independently of each other. This very even and accurately controlled way of guiding the RoTeC coulters is ensured by the Control 10 depth guidance disc with its 10 mm wide contact area or the Control 25 depth guidance roller with its 25 mm wide contact area mounted directly on the coulters.

The basic setting of the sowing depth takes place without tools and in 3 steps directly on the coulters.

Coulters pressure adjustment

RoTeC coulters are operated with a coulters pressure of up to 35 kg. In this case, the actual effective coulters pressure is comparatively higher with AMAZONE, because the pressure is not distributed between the coulters and the following press roller, but acts solely on the coulters. Working with less coulters pressure is possible without any problem when sowing rape or early sowing in dry conditions.

Precise and easy adjustment



✓ RoTeC coulters (Ø 320 mm) with Control 10 depth guidance disc

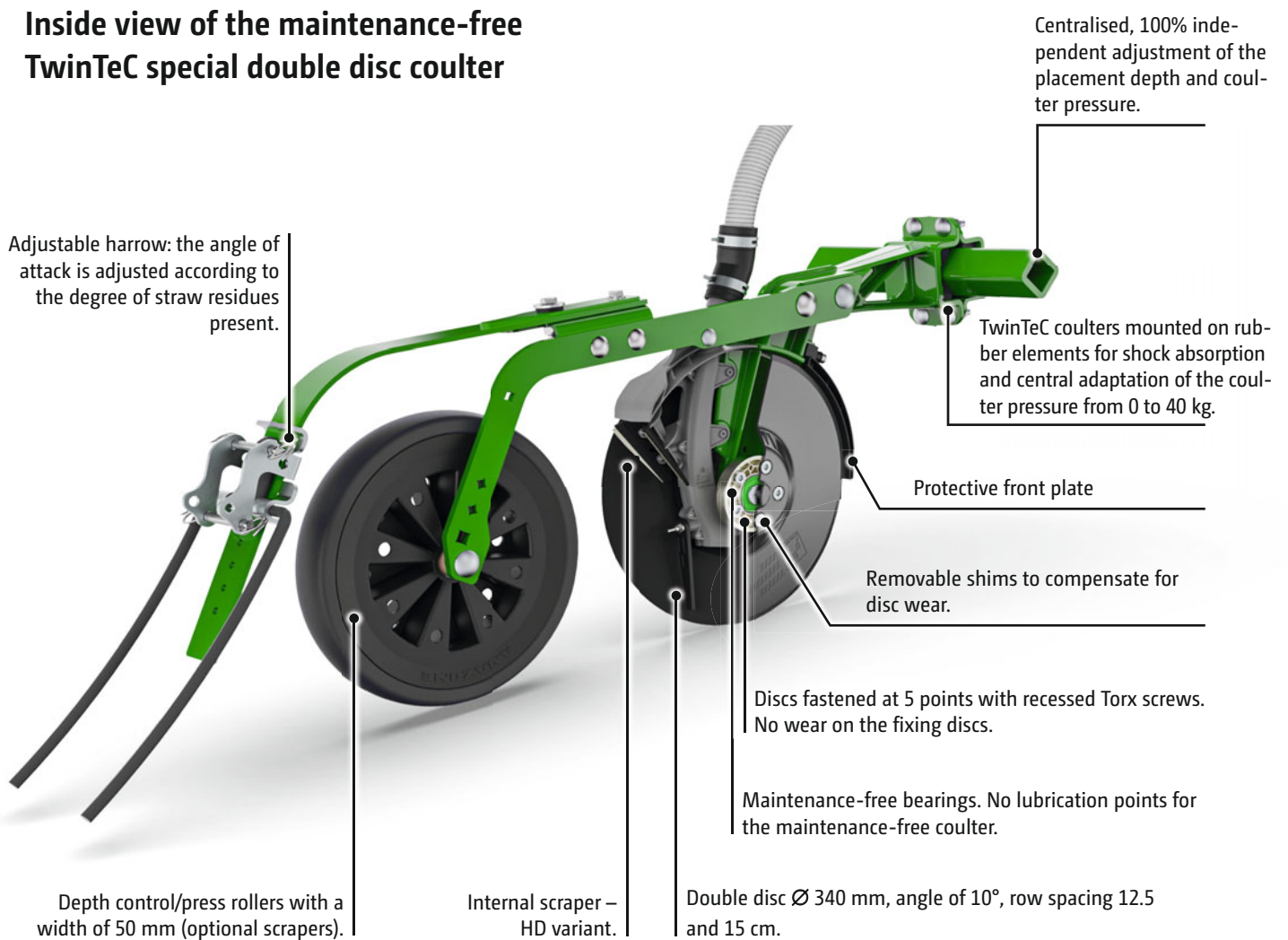
✓ RoTeC coulters (Ø 320 mm) with Control 25 depth guidance roller

The cleats, which are open at the rear, provide a very good self-cleaning effect.

TwinTeC special coulter

The simple double disc coulter for the Cataya Special

Inside view of the maintenance-free TwinTeC special double disc coulter





TwinTeC special double disc couler

The simple alternative for successful sowing

With the TwinTeC special couler for the Cataya Special, the harrow-mounted conventional seed drill offers the ideal couler for light and medium soils at speeds up to 8 km/h. At a couler pressure of up to 40 kg/couler, the couler travels very smoothly through the soil and places the seed precisely and reliably.

Benefits of the TwinTeC special couler

- ✔ Reduced lifting force as a result of lightweight design
- ✔ Better handling on the road and in the field as a result of its compact design
- ✔ Good seed-soil contact provided by the trailing depth guidance roller
- ✔ Perfect depth control and simple setting as a result of the trailing depth guidance roller
- ✔ Cost-effective alternative to the TwinTeC double disc couler
- ✔ Simple operation and straightforward maintenance



Cataya Special with TwinTeC special double disc couler



Simple setting of the placement depth on the right and left sides from around the back of the Cataya Special


Easy manual adjustment

In order to ensure that the placement depth of each individual TwinTeC special couler is retained, there is a Control 50 depth guidance roller behind each double disc couler to ensure precise depth control. Setting of the placement depth is carried out by two spindles on the right and left from around the back of the Cataya Special. The placement depth can be infinitely-variably adjusted in each case, depending on the position of the depth guidance roller.

Infinitely variable range of adjustment:

- ✔ Lower position of depth guidance roller: 1 to 4.5 cm
- ✔ Upper position of depth guidance roller: 2.5 to 6 cm

Setting the couler pressure is carried out centrally via a spindle in the middle at the back of the Cataya Special.



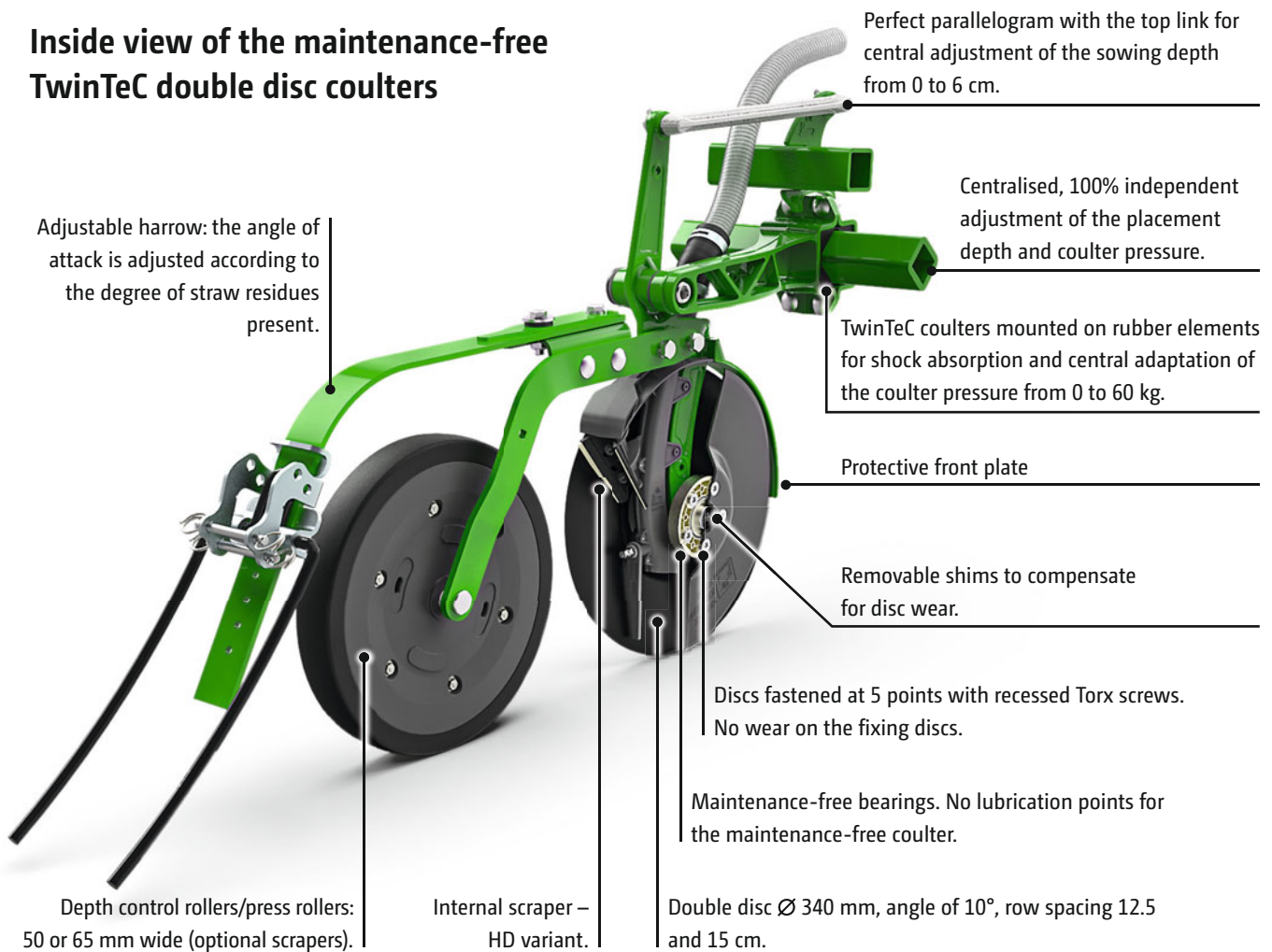
Control 50 depth guidance roller



TwinTeC coulter

The high-performance double disc coulter for the Cataya Super

Inside view of the maintenance-free TwinTeC double disc coulters



! “The TwinTeC coulters performed very well. They guarantee a uniform sowing depth, good seed-soil contact and uniform soil coverage – all being the preconditions for uniform, even field emergence!”

(“profi” Practice test with Cataya 3000 Super till and drill combination - 7/2018)



The hard metal internal scraper for sticky clay soils ensures problem-free couler travel

Precise, high-performance – with up to 60 kg couler pressure

Equipped with the high-performance TwinTeC couler, the seed drill has a precise and robust double disc couler. With a disc diameter of 340 mm and a couler pressure of 60 kg, the couler provides very precise and neat seed placement, even at higher speeds and on inconsistent soils. Thanks to the parallelogram guidance of the couler, the couler pressure and the placement depth can be adjusted independently, so that optimum seed placement is ensured. The couler impresses with its smooth running, even under the most difficult of conditions.


Advantages of the TwinTeC double disc couler

- ✔ Its high level of flexibility permits central independent adjustment of the placement depth and the couler pressure
- ✔ Highly precise seed placement as a result of its very smooth and clean running
- ✔ Consistent sowing depth via the high, constant couler pressure of 60 kg
- ✔ Excellent ground contour following for the couler, due to the parallelogram couler guidance
- ✔ Simple central working depth adjustment
- ✔ Reliable blockage-free sowing, even under difficult conditions, as a result of the high throughput capability
- ✔ Maintenance-free


Central setting of the sowing depth

A depth guidance roller behind each TwinTeC couler provides precise depth guidance thus ensuring that the placement depth of each individual TwinTeC couler is maintained. Thanks to the large couler clearance of 195 mm and the linkage to the depth guidance roller via the top guided roller carrier, sufficient space remains, meaning that blockage-free operation is possible. Due to the low angle of attack of the sowing discs of 10°, excellent material passage is ensured even at high forward speeds and with large amounts of crop residues.

There is a choice of two different depth guidance rollers. The Control 50 mm depth guidance roller has a high through passage and is ideal for heavy, hard soils. On the other hand, the Control 65 mm depth guidance roller offers a higher carrying capacity, which is ideal for lighter soil types.



Control 50 depth guidance roller



Control 65 depth guidance roller



Easy and quick – mechanical coulters pressure adjustment

Infinitely variable adjustment of the coulters pressure is possible thanks to the mechanical coulters pressure adjustment. The TwinTeC double disc coulters and the RoTeC coulters can be adjusted centrally from the SmartCenter. On the TwinTeC double disc coulters it is also possible, for instance, in the area around the tractor wheels, to increase the coulters pressure by a further 6 kg using additional tension springs.

- ✔ Standard for the Cataya Special and the Cataya Super



Central, infinitely-variable mechanical coulters pressure adjustment with setting scale on Cataya Super

Hydraulic coulters pressure adjustment with coulters lift of up to 145 mm

The hydraulic coulters pressure adjustment enables the coulters pressure to be adjusted conveniently from the tractor cab. The coulters can also be lifted out by up to 145 mm. The coulters lift is an extremely useful option for working in field corners.

- ✔ Optional for the Cataya Special with RoTeC single disc coulters or TwinTeC special double disc coulters
- ✔ Optional for the Cataya Super with TwinTeC double disc coulters



Everything under control with the comfort hydraulic system for the Cataya Super

The special comfort hydraulic system for the Cataya Super enables the control of the hydraulic functions of coulters pressure, coulters lift and following harrow lift, if fitted, via the tractor terminal. Technically, just one tractor spool valve is required.

Advantages of the comfort hydraulics

- ✔ Control of the hydraulic functions of coulters pressure, coulters lift and following harrow lift via the tractor terminal
- ✔ Optimum adaptation of the coulters pressure to the field conditions
- ✔ Easy reading of the coulters pressure
- ✔ Limiting the upper and lower limit of coulters pressure

Hydraulic coulters lift of the Cataya Special

Following harrows



Exact following harrow for the Cataya Super

The Exact following harrow ensures the optimum coverage of the open seed furrows, perfect levelling and performs, even with large amounts of straw, blockage-free. Individual, swivel-mounted harrow elements allow it to adapt to uneven ground and achieve an even seed coverage. The harrow pressure is adjusted centrally via a lever.

Alternatively, and as an option, hydraulic harrow pressure adjustment is available, which works automatically in conjunction with the hydraulic coulter pressure adjustment. As an option, hydraulic harrow lift can also be specified.

Roller harrow for the Cataya Super with RoTeC coulters

The Roller harrow for the Cataya Super additionally consolidates the soil above the seed furrow, providing the optimum germination conditions. This is recommended especially for light, dry soils when sowing spring crops or rape. The result is an undulating surface profile that reduces erosion. The Roller harrow, adjustable separately from the coulter pressure, can follow the ground contours over a range of ± 100 mm.

Harrows for all TwinTeC coulters

Either of the two TwinTeC double disc coulters systems can be optionally equipped with a directly mounted harrow. Even in undulating ground, depth guidance is carried out without any problem thanks to the suspended harrow bracket. In the event of wear, an adjustment can be made in seven stages up to 150 mm. The intensity of the harrow can also be adjusted in three stages by repositioning a pin (30°, 45°, 60°). Due to the close proximity of the harrow, it is possible to sow right up to the field margins.



Operation made easy!

For efficient and easy operation



✔ Also, out on the road, the 3 m transport width and the T-Pack U makes it safe and quick



Universal setting tool – the tool for every need

Cataya's new universal setting tool is the ideal solution to avoid all that annoying searching and the need to transport a multitude of tools.

Due to its ergonomic shape and the position of all the adjustment points, any adjustment can be changed instantly.



✔ Universal operating tool

It is possible to set the following:

- ✔ Adjusting the bout markers
- ✔ Adjusting the placement depth
- ✔ Adjusting the coulter pressure
- ✔ Opening the protective sieve
- ✔ Adjusting the pre-emergence markers
- ✔ Adjusting the Exact following harrow
- ✔ Height adjustment of the levelling board
- ✔ Adjusting the side plates

❗ "SmartCenter is inspired."


("profi" Practice test with Cataya 3000 Super till and drill combination · 07/2018)

Simple and comfortable

AMAZONE AmaLog⁺ and AmaDrill 2 in-cab terminals



Cataya 4000 Super with TwinTeC coulters



AmaLog⁺ – simple and reliable

AmaLog⁺ is a simple but very reliable in-cab terminal to supplement the Cataya Special with mechanical land wheel drive. Operation is possible using non-ISOBUS ready tractors.

AmaDrill 2 – your reliable assistant

The AmaDrill 2 has been developed especially for AMAZONE seed drills and is a cost-effective yet comfortable terminal. With the AmaDrill 2 in-cab terminal, operation of the AMAZONE seed drill is possible even without any ISOBUS function for your tractor. On the high-contrast, 4.7" display, you see all the necessary operational information at one glance. For all functions the relevant keys are arranged around the display making for convenient handling. Particularly practical: every function has its own key so that any unintentional switching over from one setting to the other is avoided.

The benefits:

- ✔ Operation without any ISOBUS function on the tractor
- ✔ Clear, intuitive and self-explanatory operation
- ✔ Each function has its own key
- ✔ Ergonomic, practical, good
- ✔ Clear display on an easily-readable, backlit display

AmaDrill 2 in-cab terminal

AmaLog⁺ functions:

- ✔ Tramline control
- ✔ Tramline marking
- ✔ Fill level monitoring
- ✔ Hectare meter
- ✔ Speed display

Functions of the AmaDrill 2:

- ✔ Electronic tramlining control
- ✔ Tramline marking
- ✔ Control of the pre-emergence markers
- ✔ Control and monitoring of the electric metering drive (application rate/half-side shut-off/calibration)
- ✔ Control of the LED work lights (optional)
- ✔ Fill level monitoring
- ✔ Hectare meter
- ✔ Speed display
- ✔ Storing of different machine settings and seed parameters



ISOBUS as the basis for intelligent communication

One language, many benefits!

Each ISOBUS-enabled machine from AMAZONE comes with the latest technology and almost unlimited possibilities. It makes no difference whether you use an operator terminal from AMAZONE or an ISOBUS terminal fitted directly in the tractor. ISOBUS is an internationally recognised standard for communication between the operator terminal, tractors and connected implements on the one hand and Farm Management Information Systems on the other.

Operation with a wide variety of ISOBUS terminals

Which means that ISOBUS enables you to take control of all your ISOBUS compatible equipment. You only have to connect the machine to the respective ISOBUS terminal and the usual operator interface appears on the monitor in your tractor cab.

Benefits of ISOBUS at a glance:

- ✔ This worldwide standard provides a uniform interface and data exchange format that ensures compatibility even with third party manufacturers
- ✔ Plug and Play between machine, tractor and additional ISOBUS implements



AMAZONE ISOBUS terminals:
AmaPad 2 and AmaTron 4



Perfectly developed machine operation from AMAZONE

AMAZONE machinery and operator terminals offer a range of functions which are very easy and safe to operate:

- ✔ Highest compatibility and function flexibility of your ISOBUS equipment
- ✔ No additional modules on the machine side. All ISOBUS machines from AMAZONE come ready-equipped with the necessary ISOBUS functions as standard
- ✔ Practice-oriented machine software and logical menu structure
- ✔ MiniView display with all AMAZONE terminals and additional ISOBUS terminals. See, for instance, the machine data in the map view.
- ✔ Possibility of operating the machine via the tractor terminal or a twin terminal solution
- ✔ Flexible assignment of the map and machine view between the tractor terminal and the operator terminal
- ✔ Unique operation concept. Freely configurable displays and individual user interfaces for each driver
- ✔ Useful additional functions such as automatic boom lowering on AMAZONE crop protection sprayers
- ✔ Integrated TaskController data logger function



Clearly structured AMAZONE machine operation

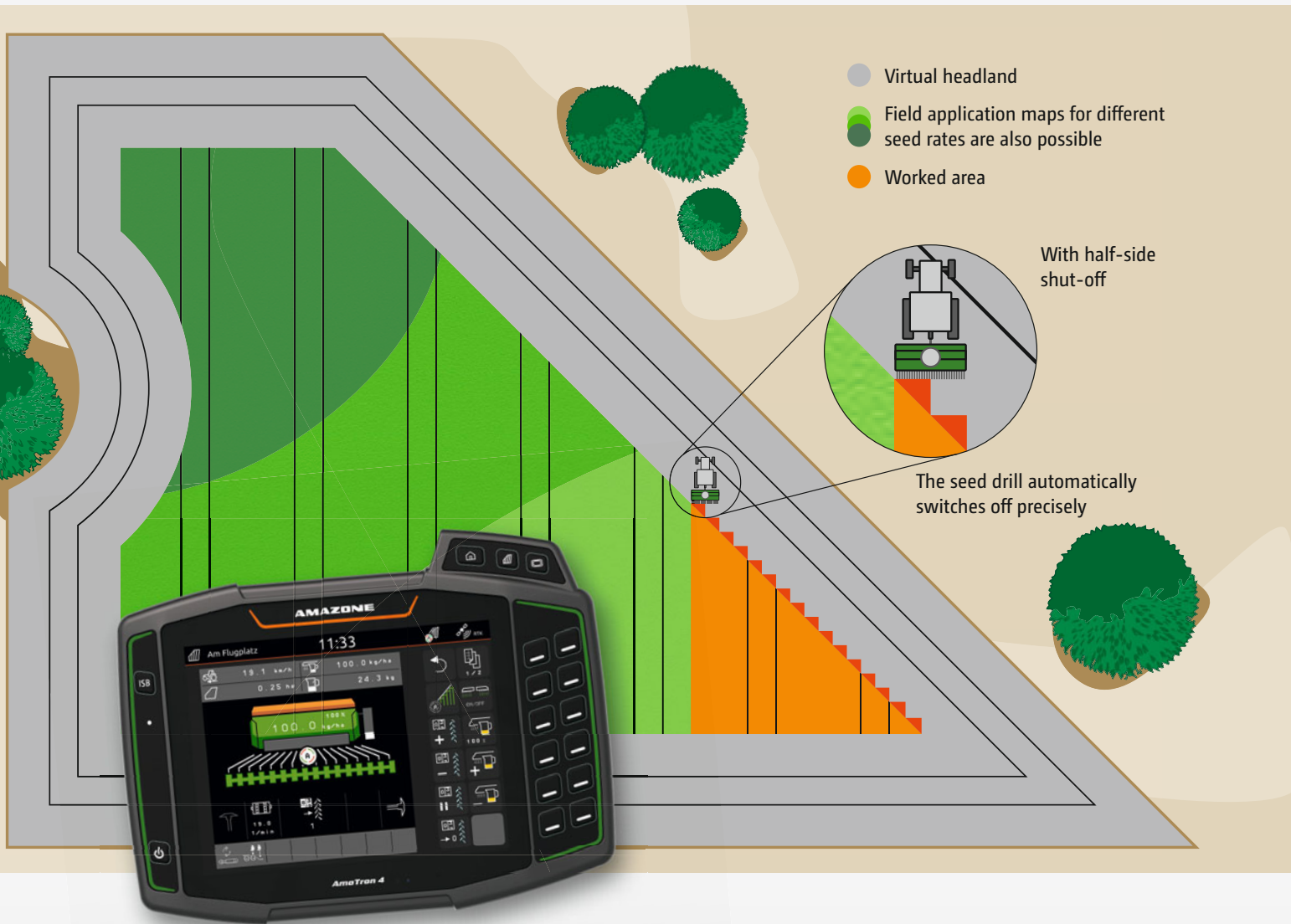
Advantages of the AMAZONE machine software:

- ✔ User-oriented and intuitive
- ✔ Tailored to the machine
- ✔ Function scope above and beyond the ISOBUS standard

Clear display of the work menu in the AMAZONE machine operation



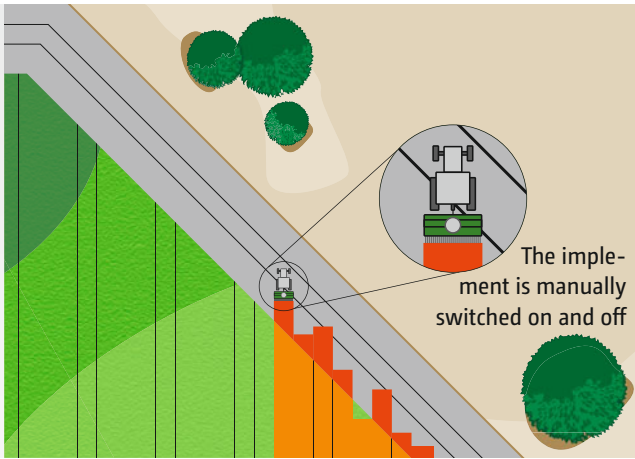
GPS-Switch automatic part-width section control



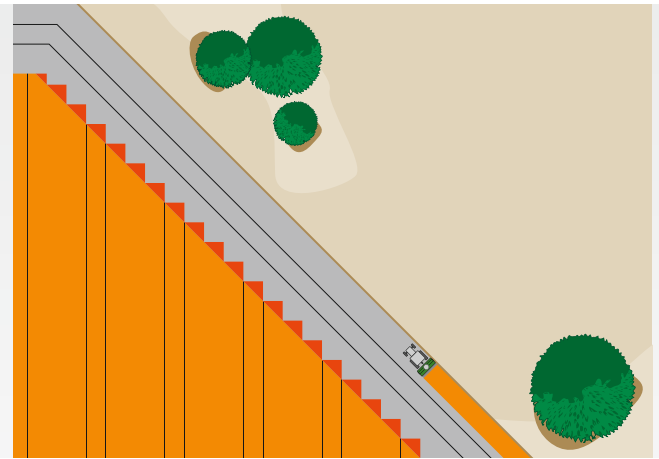
Accurate placement of the seed

Precise sowing is very important, in order to avoid over-sowing and under-sowing. A remedy for accurate placement is offered by the half-side control, which reduces

the overall working width to half so that a significant saving is achieved, especially in wedge shaped fields and on the headland. The two halves of the drill each correspond to one controllable part-width section.



Over- or under-sowing with manual on/off control without GPS-Switch



Position dependent, automatic control, both on and off, of the electric metering unit via GPS-Switch

If the operating terminal facilitates Section Control, such as GPS-Switch part-width section control from AMAZONE, the part-width sections are activated completely automatically and in relation to the GPS position. Once a field has been created, the driver can concentrate fully on operating the vehicle in automatic mode, since the part-width sections are switched automatically in wedge shaped fields and on headlands.

Benefits of automatic part-width section control:

- ✔ Stress relief on the driver
 - ✔ Increase in precision especially at night or at higher speeds
 - ✔ Fewer overlaps and gaps
 - ✔ Saving on input costs
 - ✔ Less crop damage and less environmental pollution
- ❗ "With Section Control, the ISOBUS terminal takes a lot of work away from the driver."
 ("dlz agrar magazine" – test report ZA-TS fertiliser spreader · 02/2017)

GPS-Switch

With GPS-Switch, AMAZONE offers GPS-based, fully automatic, part-width section control for all AMAZONE operator terminals and ISOBUS-compatible fertiliser spreaders, crop protection sprayers or seed drills.

GPS-Switch basic

- ✔ Automatic part-width section control with up to 16 part-width sections
- ✔ Creation of a virtual headland
- ✔ Automated boom lowering with an AMAZONE crop protection sprayer
- ✔ Standard with AmaPad 2
- ✔ Optional with AmaTron 4

GPS-Switch pro (as an add-on to GPS-Switch basic)

- ✔ Automatic part-width section control with up to 128 part-width sections, particularly for crop protection sprayers with individual nozzle control
- ✔ Marking of obstacles (e.g. water holes, pylons)
- ✔ Auto-zoom when approaching the headland
- ✔ Standard with AmaPad 2
- ✔ Optional with AmaTron 4

Workday made easy –

Make the most of the possibilities!

GPS-Maps&Doc

All standard ISOBUS terminals from AMAZONE can collect and save machine and site-specific data using Task Controller. Part-area, site-specific operation via application maps in either Shape file or ISO-XML formats is also possible.

- ✔ Easy creation, loading and processing of jobs
- ✔ Start a new task straight away and decide later whether the data is to be saved or not
- ✔ Import and export jobs in ISO-XML format
- ✔ Job summary via PDF export
- ✔ Intuitive system for processing application maps in either Shape file format and ISO-XML format
- ✔ Automatic part-area, site specific regulation of the application rate
- ✔ Indication of inactive field boundaries and automatic field detection when approaching the vicinity
- ✔ Optimum crop management via needs-based application
- ✔ Standard on both AmaTron 4 and AmaPad 2

GPS-Track

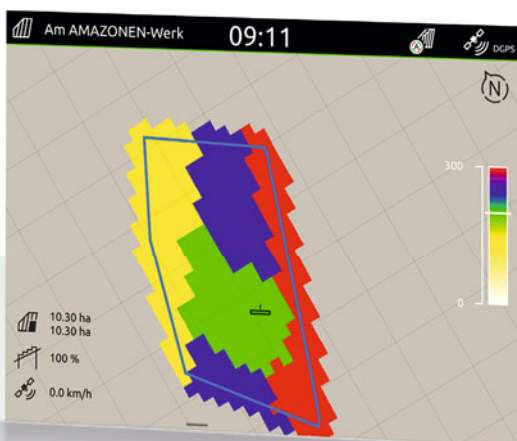
The GPS-Track parallel guidance greatly helps with orientation in the field, especially on grassland or in areas without tramlines.

- ✔ With a virtual light bar in the status bar
- ✔ Automatic tramline control via GPS for seed drills
- ✔ Various track modes such as A-B lines or contour following
- ✔ Standard with AmaPad 2
- ✔ Optional with AmaTron 4

AmaCam

Software licence for the display of one camera image on AmaTron 4 and up to two camera images on AmaPad 2.

- ✔ Automatic display of the camera image on AmaTron 4 when reversing



Display of the application map in AmaTron 4



Display of the camera image in AmaTron 4

AmaTron 4

Manager 4 all



Simple and convenient operation as intuitive as your tablet

Why not handle a terminal as intuitively as a tablet or a smartphone? With this in mind, AMAZONE has developed the operator-friendly AmaTron 4 which offers a noticeably smoother operational procedure, especially when it comes to job management. The AmaTron 4, with its 8" multi-touch colour display meets the highest expectations and offers maximum user-friendliness. A swipe of the finger or use of the App carousel allows quick changes between applications and the simple and clearly structured operating menu. A useful MiniView, a freely configurable status bar as well as a virtual light bar make the use of the AmaTron 4 particularly clear and convenient.

- ✔ Machine operation (UT, Universal Terminal) in day and night mode

Benefits of AmaTron 4:

- ✔ Automatic full screen mode when not being touched
- ✔ Automatic display of the touch buttons via a proximity sensor
- ✔ Practical MiniView concept
- ✔ Actuation via the multi-touch colour display or soft keys
- ✔ Particularly intuitive and user-friendly
- ✔ Field-related documentation
- ✔ Practice-oriented and intelligent menu navigation
- ✔ Practical quick-start menu with import and export of job data, help windows, day/night mode and the AUX-N assignment
- ✔ One camera input and automatic reversing detection
- ✔ Free trial period for all chargeable licences
- ✔ AmaTron Connect – for the optional entry into the digital age

Equipped as standard with:

GPS-Maps&Doc



AmaTron Connect

New ways of comfortable networked operation

With AmaTron Connect, AMAZONE provides a digital interface to a smartphone or tablet. The mobile device and AmaTron 4 are simply connected as a hotspot. AmaTron Connect enables use of the AmaTron Twin App as well as data exchange via agrirouter and the myAmaRouter App.



Everything in view at all times with the AmaTron Twin App and the holder kit for a tablet for rigid mounting on the AmaTron 4

AmaTron Twin App Clear display enhancement

The AmaTron Twin App offers the driver even more comfort during work, as any GPS functions in the map view can also be operated via a mobile device, e.g. a tablet, in parallel with machine operation on the AmaTron 4.

Advantages of the AmaTron Twin display enhancement:

- ✔ Use of an existing mobile device
- ✔ Greater clarity – all applications in sight
- ✔ Comfortable control of the GPS functions in the map view, in parallel, via the mobile device
- ✔ Clear, authentic representation of the working machine and its part-width sections

Now download the free App and try the DEMO in the App.



Alternative map views with AmaTron Twin – clear display of the machine and its part-width sections, as well as buttons on the right hand side of the mobile device.

agrirouter –

the independent data exchange platform for agriculture



Watch the video for more details

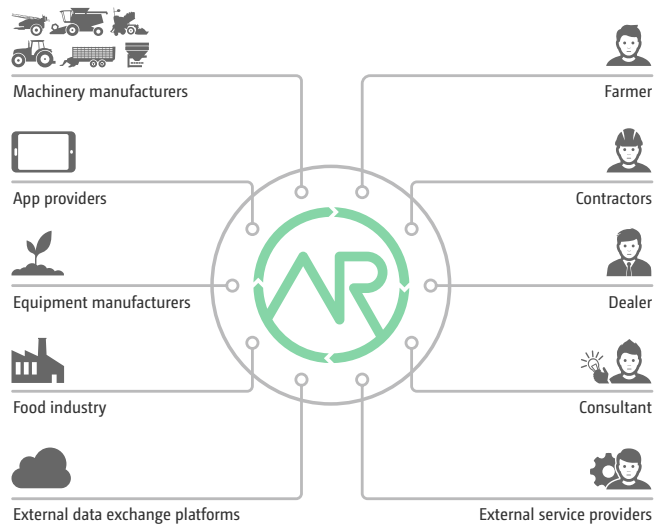
Secure data exchange

agrirouter is an independent data exchange platform for farmers and contractors. It enables simple and cross-manufacturer data exchange between machines and agricultural software applications, thereby reducing administration. The user retains full control over the data at all times.

myAmaRouter App

For the on-line transfer of data between AmaTron 4 and agrirouter

The myAmaRouter App enables data to be exchanged between the AmaTron 4 ISOBUS operator terminal and the agrirouter manufacturer-independent data exchange platform. If an AMAZONE machine is to be used to carry out a task with job data (e.g. application maps), the data can be easily transmitted from a Farm Management Information System (FMIS) to AmaTron 4 via agrirouter and the myAmaRouter App. After the work has been completed, the job can be sent back and is available for documentation in an agricultural software application.



The manufacturer-independent agrirouter enables secure and uncomplicated data exchange.

Benefits of agrirouter:

- Simple data exchange between the AmaTron 4 ISOBUS operator terminal and the manufacturer-independent agrirouter data exchange platform
- Easy and rapid transfer of job and task data without the need for a USB stick
- More flexibility in data exchange and documentation

Uncomplicated data transfer. Transparent and secure!



Cataya 3000 Super

AmaPad 2

An especially comfortable method of controlling agricultural machinery

The new dimension in control and monitoring

With AmaPad 2, AMAZONE offers a particularly high-quality operator terminal. The 12.1" multi-touch colour display is particularly convenient and fulfils the highest demands from Precision Farming. AmaPad 2 is operated solely via touch.

With the practical "MiniView concept", applications which aren't being actively operated at that moment, but need to be monitored, are clearly displayed at the side. When needed, these can be enlarged using "a finger swipe". The possibility of individualising the "dashboard panel" with a choice of display rounds off the user ergonomics.



The most important information at a glance – in full screen mode or in the MiniView

Benefits of AmaPad 2:

- ✔ High-end ISOBUS terminal with a large touch display
- ✔ Extended MiniView concept enables the simultaneous display of a maximum of four menus
- ✔ Quick-start button and integrated light bar
- ✔ Two camera inputs
- ✔ Day-night mode

Equipped as standard with:

GPS-Maps&Doc
GPS-Switch basic
GPS-Switch pro
GPS-Track

Two cameras enable continuous monitoring of the surrounding areas during field work or on the road

AmaPilot⁺ – everything in the one hand!



Thanks to the AUX-N feature, you can operate multiple functions on the machine via AmaPilot⁺ or any other ISO-BUS multi-function joysticks.

The benefits of AmaPilot⁺:

- ✔ Almost every function directly controlled over 3 levels
- ✔ Adjustable palm rest
- ✔ Freely-programmable, individual key layout





Overview of ISOBUS terminals	AmaTron 4 	AmaPad 2 
Display	Large 8" multi-touch colour display	Large 12.1" multi-touch colour display
Mode of operation	Touch and 12 soft keys	Touch
Interfaces	Serial interface for GPS Two USB ports	
Sensor connection, e.g. nitrogen sensor	via SCU-L adapter	via SCU-L adapter or PeerControl
Job management and processing of application maps (ISO-XML and Shape file format)	GPS-Maps&Doc	
Automatic part-width section control (SectionControl**)	GPS-Switch basic * with up to 16 part-width sections or GPS-Switch pro * with up to 128 part-width sections	GPS-Switch basic + pro with up to 128 part-width sections
Parallel guidance aid	GPS-Track * with virtual light bar	GPS-Track with virtual light bar
Automatic track guidance	–	Steer-Ready Kit * for the Pantera self-propelled sprayer
Camera connection / Licence *	Single camera connection / AmaCam * with automatic reversing detection	Twin camera connections / AmaCam *

* = optional / ** = Note the max. number of machine part-width sections

Night, ... and let there be day



LED work lights – night becomes day

Optional work lights on the seed hopper provide excellent visibility for the operator at night. By pivoting the LED lights, the working area to the side and behind the seed drill combination can be optimally lit. In addition, LED work lights which illuminate the coulter area are available as an option for the sowing coulters. All work lights can be switched on conveniently via the terminal.

Lights for road travel

With the road lighting kit, the Cataya fulfils all the demands of road traffic and transport safety.

As an option, the Cataya Super can also be equipped with LED lighting for road travel which also includes internal hopper lighting.

- ❗ “With the two LED work lights on the seed hopper, the coulters and harrows are well illuminated.”
(“profi” Practice test with Cataya 3000 Super till and drill combination - 07/2018)



- ✔ A better view in the dark via the optional LED work lights



✔ Hand wash tank

Hand wash tank – for Cataya Super

A hand wash tank is integrated in the machine on the right hand side so that the operator can wash off any seed dressing, etc. after filling or adjusted the machine.



✔ T-Pack U with additional weights

T-Pack U

The front-running, T-Pack U front packer rolls the area in front of the soil tillage tool. This reconsolidates the soil again ahead of the machine. This is of particular benefit on light soils.

The passive-steered, T-Pack U can be operated with a drill combination as a front packer.

Parking supports

To enable use of the soil tillage implement as a solo machine, AMAZONE offers the optional parking stands for simple and quick uncoupling of the harrow-mounted seed drill. In this way the machine is very quickly dismantled and mounted.



GreenDrill 200-E

for the Cataya Super



✓ Cataya 3000 Super with GreenDrill universal catch crop seeder box

Catch crop sowing and under-sowing crops

Catch crop sowing with GreenDrill 200-E

The GreenDrill universal catch crop seeder box is the ideal solution for sowing catch crops or undersown crops in a single pass. The GreenDrill seed hopper, which is easily accessed via the loading board, has a capacity of 200 l. The seed is distributed over the entire area via baffle plates. The delivery point can be adjusted to be in front of or behind the harrow.



Comfortable operation

The in-cab terminal 5.2 is available for controlling the machine. This can be used to control the seed shaft and the blower fan. In addition, an options' menu is available to assist the calibration as well as also indicating the forward speed, the worked area and the working hours. The seed shaft speed automatically matches the varying forward speeds as soon as the in-cab terminal is connected via the 7-pin tractor signal socket.

The benefits

- ✔ Sowing catch crops and fine seeds simultaneously during stubble cultivation or soil tillage
- ✔ Various metering cassettes available
- ✔ Even distribution via baffle plates
- ✔ Easily filling via access steps
- ✔ Modern in-cab terminal in two equipment levels



✔ GreenDrill seed hopper



✔ Baffle plates

AMAZONE – always in your vicinity

Your satisfaction is our challenge



The satisfaction of our customers is the most important objective

We rely on our nationwide network of expert, committed sales partners to achieve this. Also for service queries they are the reliable contact partner for end users and contractors. Due to continuous training, our sales partners and service technicians are always up to date when it comes to looking after our state-of-the-art technology.

It goes without saying that the strong AMAZONE service team is also available to support its sales partners.

We provide you with a first class spare parts service

The spare parts centre in Tecklenburg-Leeden is the base for our worldwide spare parts logistics system. This ensures optimum availability of spare parts, even for older machines.

Orders for parts in stock at the Tecklenburg-Leeden spare parts centre which, if placed by 5 p.m., leave our premises the same day. 42,000 different spare parts and wearing metal parts are handled and stored via our modern warehousing system. Up to 1,000 orders are sent out to customers every day.



Better to choose the original right from the start

Your machines are subjected to extreme use! The quality of AMAZONE spare parts and wearing metal offers you the reliability and safety you need for efficient soil tillage, precise sowing, professional fertilisation and successful crop protection.

Only original spare parts and wearing metal parts provide the durability and functionality expected from AMAZONE machinery. This guarantees an optimum quality of work. Original parts at fair prices pay for themselves in the end.

So opt for the original!

The advantages of original spare parts and wearing metal parts

- ✔ Quality and reliability
- ✔ Innovation and efficiency
- ✔ Immediate availability
- ✔ Higher resale value of the used machine




SmartLearning – Interactive driver training on the App or on a computer

With the “SmartLearning” tool as an App on your smart-phone, on-line or as a download version for your computer, AMAZONE offers a useful function to make it easier for you to work efficiently with our machinery and terminals.

“SmartLearning” is an interactive training programme which gives drivers the opportunity to familiarise themselves with the operation of the machine before using it for the first time. However, experienced drivers can also refresh their knowledge here, in order to make even better use of the potential performance of their machine.

Via our homepage as an on-line version or for download: www.amazone.net/smartlearning

Or as an App on your smartphone:



Technical data:



✓ Cataya 3000 Super harrow-mounted seed drill with RoTeC coulters

Cataya harrow-mounted seed drill

Model		Cataya 3000 Special	Cataya 3000 Super	Cataya 4000 Super
Coulter system		WS suffolk coulter/ RoTeC/TwinTeC special	RoTeC/TwinTeC	RoTeC/TwinTeC
Working width (m)		3.00		4.00
Transport width (m)		3.00		4.00
Working speed (km/h) (depending on the soil tillage equipment)		WS suffolk coulter 6–8/RoTeC coulter 6–10/ TwinTeC special 6–10/ TwinTeC coulter 8–15		
Power requirement from (kW/hp)		74/100	96/130	140/190
Capacity	Seed hopper (l)	650	830	1,180
	with hopper extension (l)	850	1,270	1,730
Filling height	Seed hopper (m)	1.66	1.75	1.75
	with hopper extension (m)	1.79	1.96	1.94
Filling width (m)		2.55	2.60	3.52
Filling depth (m)		0.54	0.75	0.75
Number of rows		24/20; 24	24/20	32/26
Row spacing (cm)		12.5/15.0	12.5/15.0	12.5/15.4
Base weight from (kg) - Cataya with coulters, loading board (without soil tillage)		680	920	1,270
Weight from (kg)	with mounted CombiDisc disc harrow /KW 580	2,215	2,410	–
	with KE 01 Super rotary harrow/ KW 580	2,388	2,578	3,252
	with KE 02 Rotamix rotary harrow/ KW 580	2,371	2,561	–
	with KX 01 rotary cultivator/ KW 580	2,600	2,791	–
	with KG 01 Special rotary cultivator/ KW 580	2,592	2,782	3,507
	with KG 01 Super rotary cultivator/ KW 580	2,611	2,800	3,537



Cataya 3000 Special with RoTeC coulter



Cataya 3000 Super with RoTeC coulters



Cataya 3000 Super with TwinTeC coulters



Cataya 4000 Super with TwinTeC coulters

Illustrations, content and technical data are not binding and may differ depending on the level of equipment. Country-specific road traffic regulations apply and must be complied with, meaning that special approval may be required. The permissible axle loads and total weights of the tractor should be checked. Not all the listed combination options are possible with all tractor manufacturers.



Illustrations, content and technical data are not binding and may differ depending on the level of equipment. Country-specific road traffic regulations apply and must be complied with, meaning that special approval may be required. The permissible axle loads and total weights of the tractor should be checked. Not all the listed combination options are possible with all tractor manufacturers.



AMAZONEN-WERKE H. DREYER SE & Co. KG
P. O. Box 51 · 49202 Hasbergen-Gaste/Germany
Phone +49 (0)5405 501-0 · Fax +49 (0)5405 501-193