



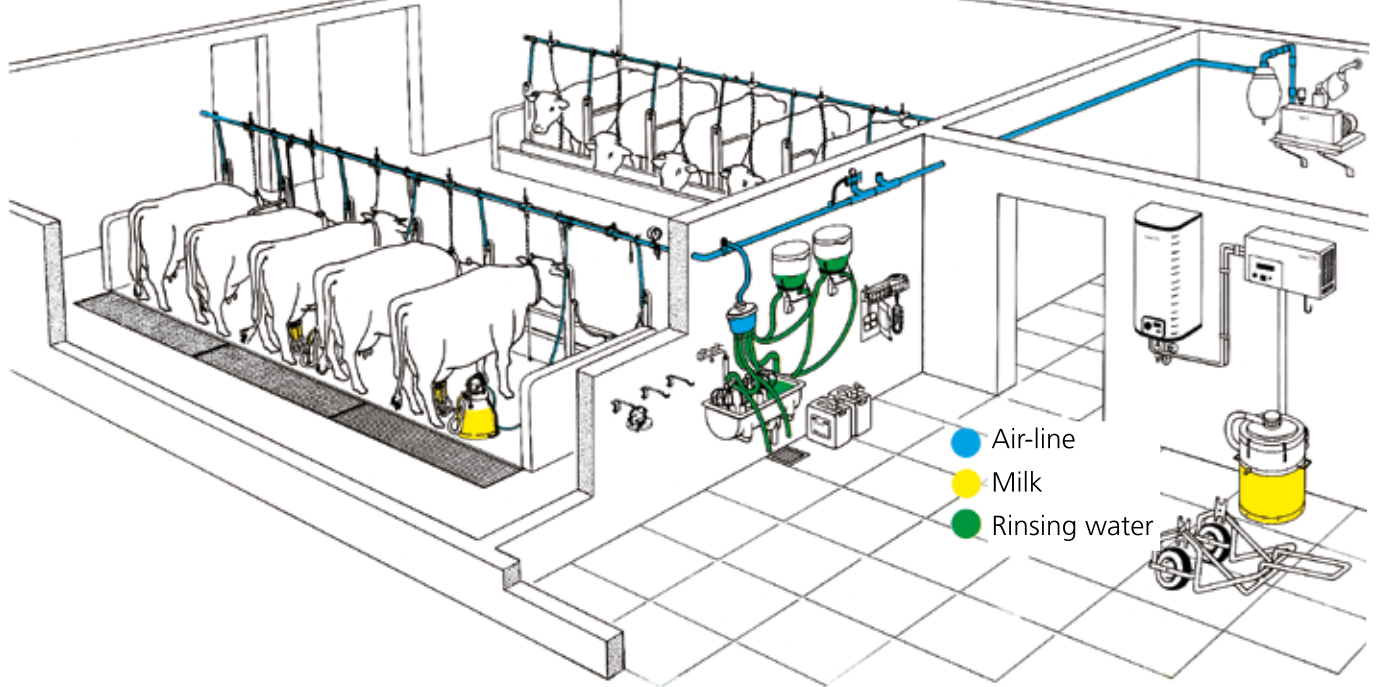
# GEA Carry-In Bucket Milking Machines

Flexible, economic and  
comfortable milking



engineering for  
a better world

[gea.com](http://gea.com)



## You get the best suitable configuration, working environment and impact on your cash flow!

GEA's Carry-In Bucket Milking Machine makes milking convenient. Thanks to a simple vacuum line installation inside your barn it allows you to milk 8 to 10 cows or buffaloes per hour with only one milking bucket. The milking bucket can be moved easily from one animal to the other and milking starts with only one click. Accordingly, the Carry-In Bucket Milker is not only user-friendly, but also comfortable for both human and animals.

With the Carry-In Bucket Milking Machine, you can save a lot of time and labor. Faster, hands-free milking improves milking efficiency, as one single milker can handle two milking buckets at once. Besides milk production, it enhances udder health on the long term.

The uniform, gentle pressure on all teats does not only improve milk flow and quality, but also teat condition. The low-noise operation creates a peaceful milking environment and enables better milking routines. Compared to hand-milking, labor and animal health costs can be reduced from the first day, while cleaning and maintaining the equipment is easy.

Your herd is growing? No worries, the vacuum line as well as the number of milking buckets can be extended anytime. Whether milking 5 or 50 animals – GEA offers the suitable Carry-In Bucket Milker package for all barn types and herd sizes with up to 100 cows or buffaloes.



### GEA Vacuum pumps. Choose from a wide range of pre-installed vacuum pump packages

GEA's range of vacuum pumps with capacities from 100 to 1200 LPM and motor sizes from 0.55 KW to 2,2 KW provide proper vacuum for your (expanding) dairy farm. Vacuum pumps are air cooled, with oil drip lubrication for bearings.

They are provided with an efficient silencer for noise reduction, which makes the pumps deliver smooth and optimum performance. GEA Vacuum pumps are known for their long service life and minimum need for maintenance.

### Outstanding performance

















from the tried and tested oil-lubricated RPS vacuum pumps ensure high levels of operating efficiency and large vacuum reserves. This allows for reliable, continued milking, even if the milking process is disrupted by an unforeseen air leakage. The Vacurex vacuum controller guarantees a constant vacuum level throughout the whole milking process. The safety float in the vacuum tank prevents too much water from being sucked into the pump – condensation water is automatically separated off.



# Find your personal fit

Choose from the variants offered with different combinations of milking buckets, clusters and pulsators customized to your needs.

## GEA Carry-In Bucket Milker packages

Milking bucket	Pulsator	Cluster	Liner
Premium bucket package with up to 27L capacity, available with RPT 200 or RPS 400/800 vacuum pump 	Constant pulsator 	Classic 300 cluster 	Three piece liner 
Comfort bucket package with 20 or 25L capacity, available with 200-1200 LPM vacuum pump 	Constant pulsator 	Classic 300 cluster 	Three piece liner 
EcoPlus bucket package with up to 25L capacity, available with 200-1200 LPM vacuum pump 	Constant pulsator 	Economy cluster assembly 	Single piece liner 
Economy bucket package with up to 25L capacity, available with 200-1200 LPM vacuum pump 	Economy pulsator 	Economy cluster assembly 	Single piece liner 

### GEA Milking buckets

Our stainless steel milking buckets provide excellent hygiene and long-term resistance against corrosive substances. Their ergonomic design makes handling and cleaning easy. The bucket shape and lightweight construction enable convenient transport. They are available in 20, 25 and 27 liter sizes.

### GEA Clusters and Pulsators

Our cluster and pulsator combinations are designed to meet specific production demands which allow you to milk your animals according to their physiology – gently and with minimal stress.

Pulsators are the heart of the system providing constant pulsation rate and ratio. They are simply installed on the bucket lid for quick trouble shooting and maintenance.

#### The advantages at a glance:

- Requires no lubrication
- Subject to strict quality controls
- Robust, amply tried-and-tested technology

The Classic cluster promotes animal-friendly milking whilst achieving excellent flow rates. Wide inlet ports and other design features ensure a stable milking vacuum coupled with fast milk removal.

#### The advantages at a glance:

- Especially easy to handle
- Adequate weight for milking
- Smooth milk transport
- Delay-free vacuum shut-off
- Milk collector element with a capacity of 300 cc
- Eddy-free milk flow without loss of vacuum pressure

# Milking routine



1

## Visual Inspection


Monitor cows/buffaloes during herding in: check for injuries or udder infection so that treatment can be applied.



2

## Cleaning of udder and teats

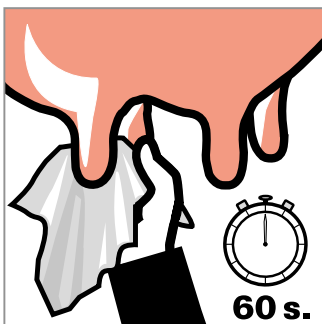
Dirt must be removed.



3

## Pre-milking


Check the saleability of the milk and monitor udder health. Start the stimulation process. We recommend automatic stimulation!



4

## Wiping / drying of the teats


At least 60 seconds before attaching the cluster if using manual stimulation.



5

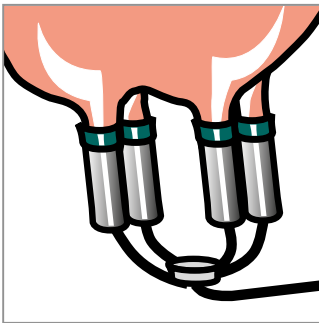
## Attaching and positioning the cluster

Avoid air ingress and slipping of the teat cup (back-spray). We recommend positioning aids!



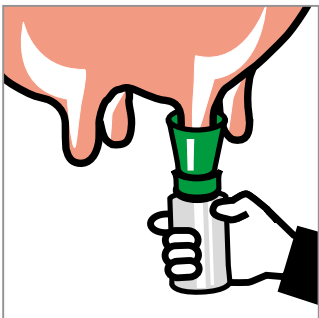
## 6 Controlling stripping quality

Only when milk flow falls off markedly should interference in the milking process take place (manually or automatically).




## 7 Removing the cluster

No over-milking! First switch-off the vacuum, then remove. We recommend automatic cluster removal!



## 8 Teat dipping

Directly after cluster removal, dip at least 2/3 of each teat.



## 9 Cleaning of the milking stall

Clean the cow's standing area once the milking stall is vacated, disinfect the cluster. We recommend automatic cluster intermediate disinfection!



## 10 Stress-free animal changeover

The cows should enter the milking parlour calmly and free from stress.



## We live our values.

Excellence • Passion • Integrity • Responsibility • GEA-versity

GEA is a global technology company with multi-billion euro sales operations in more than 50 countries. Founded in 1881 the company is one of the largest providers of innovative equipment and process technology. GEA is listed in the STOXX® Europe 600 Index. In addition, the company is included in selected MSCI Global Sustainability Indexes.

### GEA Germany

GEA Farm Technologies GmbH

Siemensstraße 25 - 27

D-59199 Bönen

Tel +49 23 83 93 7-0

Fax +49 23 83 93 8-0

[info@gea.com](mailto:info@gea.com)

[gea.com](http://gea.com)