

# EUROPROFI COMBILINE

PÖTTINGER Multipurpose loader wagon with rotor









# High performance with excellent cost effectiveness

To meet the various demands placed on the loader wagon as well as individual customer requirements, PÖTTINGER now offers the EUROPROFI 4510, 5010 and 5510 as combined wagons.

## **EUROPROFI COMBILINE – loader wagon technology 2 in 1 silage/harvesting combination**

Maximum versatility and increased machine utilization are guaranteed as a result. In combination with its high performance, the EUROPROFI COMBILINE offers excellent economy, again underlining the significance of the loader wagon as the harvesting process for the future.

## Contents

	Page
Drawbar / Frame / Bodywork / Driveline	4
Pick-up / Loading rotor / Chopping system	6
Automatic loading	14
Automatic unloading	16
Chassis / Tyres	18
Controller and tramline accessories	21
Technical data / Equipment	22

All information on technical data, dimensions, weights, output, etc. is approximate and is not binding.

# Impressive construction



## Rugged drawbar

Depending on the type of tractor and the tyres fitted, a turning angle up to 60° is possible thanks to the narrow design of the drawbar.

### Top or bottom hitch point, 2.2 sh t / 2.0 t supported load

The drawbar is implemented as standard as a hinged drawbar with two double-acting cylinders. A drawbar shock absorber is available as an option.



### Ingenious equipment

- All hoses and cables are routed tidily through the hose holder.
- A folding parking stand makes it easy to attach and detach.
- A ball hitch coupling is available as an option.
- Load-Sensing system is also available.

## Strong frame

The frame components are constructed using high quality QSTE fine-grained steel. Frame and side pillars are fastened using finely threaded bolts – no welds. Closely-spaced pillars and high-strength side profiles ensure the highest stability.



- Width inside loading chamber 6.89' / 2.10 m.
- Tailgate opening angle adjusted as required from the tractor seat.
- Access ladder and side door standard on D models, optional on L models.
- Floodlights for loading chamber and work area available as an option.



Power transfer up to 1800 Nm  
20% higher capacity

**The driveline is designed for high outputs. EUROPROFI silage wagons are designed for tractors up to 220 hp.**

They are driven by a wide-angle PTO shaft and a cam-type clutch to protect the driveline. The large-dimensioned rotor transmission is submerged in grease.



- The bearing is located on the rotor frame between the rotor and transmission to protect the bearings and transmission.
- The driveline is protected at 1800 Nm, corresponding to a peak tractor power of 162 kW / 220 hp.
- This represents an increase in performance of 20 %.
- Loading torque sensor optional.

## Scraper floor drive system

A strong hydro motor provides the drive. The speed can be easily controlled. The scraper floor is also available with a two-stage motor (standard on 5510).



## Beater rotor drive transmission

The driveline to the beater rotors is concealed within the frame. The strong drive shaft is protected by a cam clutch at 1200 Nm.





PÖTTINGER  
EUROPROFI


PÖTTINGER  
EUROPROFI

EUROPROFI  
5010 COMBILINE



# High performance pick-up

with 6 rows of tines




## Floating pick-up for maximum intake

The PÖTTINGER pick-up guarantees maximum feed rate. The transfer zone from the pickup tines to the rotor has been optimised and adapted to high throughput. The PÖTTINGER floating pick-up with six rows of tines delivers impressive performance – even at high forward speeds and in difficult harvest conditions – reliable and high intake performance.

## Best ground tracking

Two jointed support arms ensure the pick-up has complete freedom of movement. A spring alleviates the pickup weight so less pressure is exerted on the ground. Height-adjustable 16 x 6.5-8 trailed jockey wheels contact the ground on precisely the same line as the tines to ensure perfect ground tracking and cornering.

- Unique travel of 7.09" / 180 mm for perfect ground tracking and exact contouring
- Pick-up switches off automatically on EUROPROFI D models while unloading with beaters.

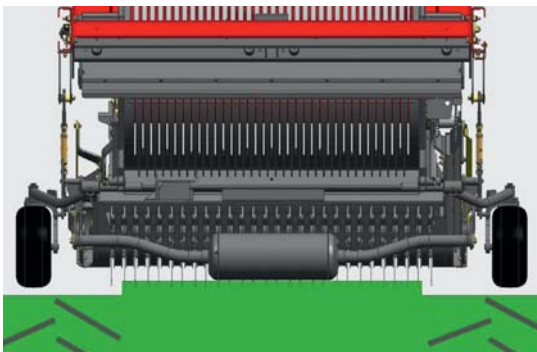


## Perfect forage flow

An optimised wind guard with swath roller ensures perfect forage flow with every type of crop, even at high loading speed.

# Pick-up

The difference is in the details



## Additional tracking roller behind the pick-up

This newly-developed additional tracking roller is located behind the middle of the pick-up on PÖTTINGER loader wagons. Being located in the centre prevents it from sinking into tractor wheel marks and as a result guarantees perfect ground tracking.




## Parallelogram guidance makes all the difference

The parallelogram guide linkage ensures significantly improved contour tracking for clean forage, even in difficult conditions. 100% freedom of movement of the pick-up is ensured. Adjustment is independent for the front jockey wheels.

- The additional tracking roller is raised with the pick-up.
- Full ground clearance is still ensured.







## Controlled pick-up for clean forage

The pickup is controlled from both ends by a steel cam track. The sealed twin-race roller bearings on the cam rollers are designed to withstand high stresses.

The pick-up tines are controlled in a sweeping arc. This guarantees optimum protection of the sward, lower levels of soil ingress and prevents unnecessary wear to the tines.



## Convincing arguments

### Clean forage

Thanks to lower speed and controlled tine movement. The tines are slightly trailed to sweep in a controlled arc and adapt ideally to contours.

### Perfect transfer

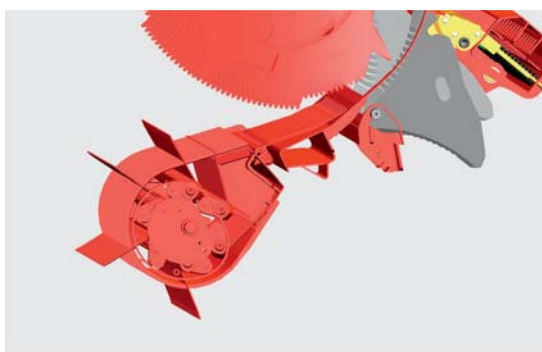
To the rotor in all conditions, fully active tine length up to withdrawal point.

### Better chopping quality

Because forage is not 'combed through'; less longitudinal alignment of stalks.

### Easy servicing

The two main bearings have a lubrication interval of 80 loads and are easily accessible from the outside.










# EUROMATIC PLUS


## Loading rotor



### Smooth running and saves fuel

EUROMATIC PLUS is the heart of EUROPROFI loader wagon series. Rugged and powerful, this rotor delivers high throughput during chopping and compression. EUROMATIC PLUS stands for smooth, power-saving penetration of the crop and perfect transfer from the pick-up.


- The loading rotor has eight rows of tines arranged in a spiral and a diameter of 31.50" / 800 mm.
- The loading rotor is mounted on self-aligning ball bearings at both ends.
- The bearing is located on the rotor frame between the rotor and transmission to protect the bearings and transmission.



### Optimised tine geometry

The conveyor tines made from hardened Durostat 500 fine-grained steel ensure maximum performance even with wet and short forage. The optimised tine shape and large scraper surface ensure the best possible compression in the loading chamber. The tine rings are hooked into the central drum and welded around the circumference for exact positioning.

The scrapers have an 0.98" / 25 mm wide rear face and are individually mounted and bolted. They ensure highest possible compression, depending on how the automatic loading system is set.




# Unique POWERCUT chopping system



## EASY MOVE swing-out knife bank

**This unique swing-out knife bank makes light work of changing the knives.**

Press a button on the side of the wagon to move the knife bank support arms downwards and release the chopping system. Now you can simply pull the knife bank out alongside the wagon – a unique system.



Press the central knife release button to disengage the knives so they can easily be removed without tools.

The knife retention springs and tilting levers are recessed safely out of the way. This greatly reduces the contamination of the knife holders. The chopping system can be tilted out directly from the tractor seat to clear any blockages.

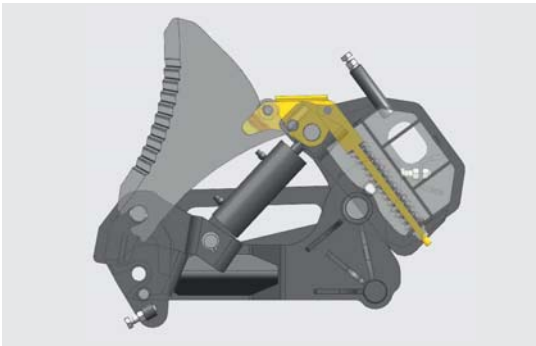
## 35 knives – 1.53" / 39 mm knife gap

### **TWINBLADE reversible knives optional**

The newly-developed and patented geometry of the reversible TWINBLADE knife provides double the service life. A continuous perfect chop is ensured while replacement knives are always on-board. The forage is chopped right through exactly and uniformly. The chopped material is ideally structured for ruminants. An optimum gap between the knives and tines ensures smooth operation and protects the knives from foreign objects.







## Long-lasting quality knives

The knives are produced from hardened tool steel and their pressed serrated edge ensures a precise chop. The extra thick rear edge of the knife guarantees an extended service life.



## Ensuring knife protection

PÖTTINGER protects the heart of the loader wagon with a patented individual knife protection system. Foreign bodies are a danger to the rotor and chopping system plus downtime can be expensive.

The triggering force is adapted to the high throughput capacity. The knives are held securely in the correct position to make sure that a consistent chop length is produced.

### Patented trigger mechanism

- Larger foreign objects only move the knife briefly in the direction of crop flow.
- The trigger roll is lifted out of its holder at the back of the knife.
- The resistance of the knife is suddenly reduced so that the knife can allow the foreign object to pass through virtually unobstructed. The sharpness of the knife is retained.
- The knife is automatically brought back into the starting position.

Any stones in the forage are not pulverised like they are in harvesters. The cattle leave them in the trough so that injuries to the digestive system are avoided.

# COMBILINE multifunctional



## One front flap – two functions

The forage compression flap can be equipped with an optional hydraulic cylinder to enable a rapid change between loading and combined mode, controlled from the tractor seat.

### 1. Loader wagon mode

In loader wagon mode the forage compression flap is folded upwards to control the automatic loading system. Compression is adjustable so it can be set to ideally match the power of the tractor.



### 2. Harvest transport mode

To make full use of the loading chamber, the forage compression flap is lowered inwards.

## Folding rotor duct cover

The optional duct cover prevents crop from falling into the rotor duct while the wagon is being used for transport. On PÖTTINGER wagons the duct cover simply folds away without any modifications required.



## Slanting mudguards

All EUROPAC COMBILINE wagons are fitted with slanting mudguards and closed frame beams. Nothing is left lying on the mudguards. No crop falls onto the road during transport.





## Engineered bodywork

The steel profile panels are fully enclosed, right to the top. The profiled plates have a special coating to guarantee a long service life. No extension bars needed because the side walls extend above the level of the forage compression flap. The large surface area of the forage compression flap ensures best compression of the crop and maximum use of the loading chamber.

### Bodywork options

- Roof ropes with rear tarpaulin for crop material with a low density.
- H3 floodlight inside loading chamber
- LED floodlights on front panel and mudguards.
- Video system with monitor and one or two cameras.
- Beacon light for loader wagon.

## Automatic loading system as standard

The automatic loading system guarantees that the wagon is filled right up to achieve maximum transport capacity. The forage is already carefully compressed in the transfer duct to make full use of the loading chamber.

### Sensors mounted in front flap and upper panel section

A sensor at the lower end of the front panel measures the loading pressure for damp, heavy grass and switches the scraper floor on and off accordingly.

This prevents the forage from being mashed due to excessive load on the loading rotor.

The second sensor in the forage compression flap measures the compression inside the loading chamber. The forage is compressed uniformly and the loading chamber filled to the ideal maximum capacity.

# Unloading at the press of a button

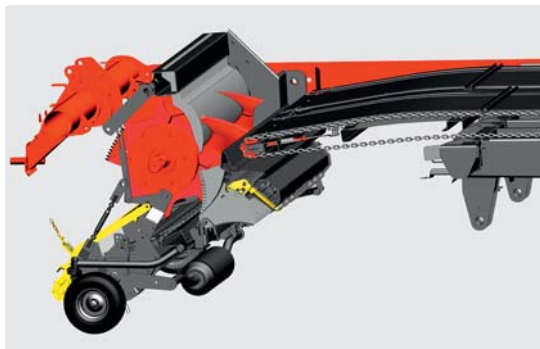


## Automatic unloading

A press of a button on the terminal is all that is needed and the full cross section of the tailgate opens to unload EUROPFI L models in a few minutes. The automatic unloading system makes life easier for the driver and protects the machine.

## Lowered scraper floor

The scraper floor has been lowered at the front by 5.91" / 150 mm to accommodate tyres up to 710/45 R 22,5. The forage is conveyed upwards to the rear for uniform and smooth discharge. Perfect unloading with a low power requirement. Powerful drive chains ensure rapid unloading. A two-stage motor is available as an option for unloading speeds of up to 5.9' per min. / 18 metres per min.



### Long-life scraper floor quality

The PÖTTINGER scraper floor guarantees reliability for many years. The load chamber floor is constructed of pressure-impregnated, durable wood. The boards are tongue-and-groove and are bolted to the frame. The hardened bars are offset and easily accessible. The greasing points for the scraper floor shafts are located at the side of the wagon.

### Load sensing

All PÖTTINGER loader wagons are load-sensing compatible. The required oil flowrate is precisely measured and adjusted to demand. This prevents the oil from heating up and saves power by up to 20 hp (15 kW).







## Metering on demand

### EUROPROFI D COMBILINE models


A uniformly distributed blanket of forage is essential for perfect compaction. Two beater rotors guarantee perfect distribution. The aggressive tines deliver an impressive performance even with highly compressed forage. Bars on the rotors ensure maize material can be unloaded effectively. A pressure sensor in the beater rotor bearings controls the scraper floor automatically.



### Multifunction tailgate

The tailgate opening angle can be set to different positions from the tractor seat to minimise the effects of crosswinds.

- Beater driveline protected to 1200 Nm.
- Automatic chain tensioner.
- Easily accessible, central greasing point.
- Third beater rotor available as an option.
- Fine metering optional (only with roof ropes and rear tarpaulin)



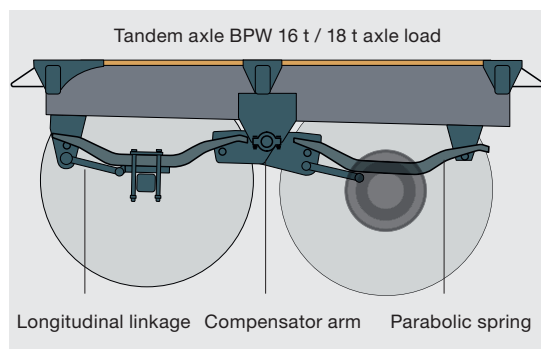
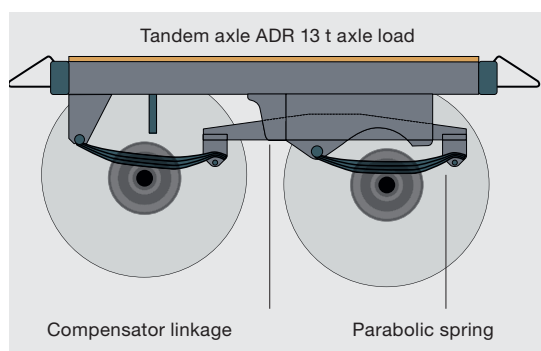
### Cross conveyor belt

The optional cross conveyor belt is 2.92' / 890 mm wide and is powered hydraulically.

- Runs to left and right.
- Tailgate locking system.
- Dedicated on-board hydraulics with flowrate of less than 17.59 gal/mn / 80 l/mn.
- Remote control using optional POWER CONTROL Wireless.



# Chassis tyres



**Increasing load volumes and high transport speeds necessitate a robust chassis that protects the ground.**

PÖTTINGER has invested a great deal in this issue. High quality tandem axles with tyres that provide a large surface area of ground contact are the answer.

## Parabolic spring chassis

The compensator arm ensures dynamic equalisation during braking so the same load acts on each wheel. At the same time you are guaranteed perfect suspension characteristics in the clamp and smooth running in the field and on the road.

- Wide spring spacing of 3.61' / 1100 mm at front.
- Strong trailing linkages apply the braking and steering force on BPW axles.

### Chassis options

- BPW axles up to 19.8 sh t / 18 t with 16.14 x 4.72" / 410 x 120 mm brake pads for powerful braking at high transport speeds.
- Trailing steered axle protects the sward even with heavy loads.
- Choice of tyres available.





EUROPROFI COMBILINE	4510 L / 4510 D	5010 L / 5010 D	5510 L / 5510 D
High drawbar, supported load 2.2 sh t / 2 t	■	■	■
Low drawbar, supported load 2.2 sh t / 2 t	□	□	□
Rotating eye or ball hitch	□	□	□
Drawbar shock absorber	□	□	□
Tandem axle parabolic springs ADR 14.3 sh t / 13 t axle load	■	–	–
Tandem axle parabolic springs BPW 17.6 sh t / 16 t axle load	□	■	■
Tandem axle parabolic springs BPW 19.84 sh t / 18 t axle load	–	□	□
Jockey steering axle	□	□	□
Permissible total weight 16.5 sh t / 15 t	■	–	–
Permissible total weight 19.8 sh t / 18 t	□	■	■
Permissible total weight 22 sh t / 20 t	–	□	□
Tyres 560/45 R 22,5 8 L	■	–	–
Tyres 620/40 R 22,5 8 L	□	■	■
Tyres 710/35 R 22,5 8 L	□	□	□
Tyres 710/45 R 22,5 8 L	–	□	□

■ = Standard, □ = Option







# Control terminals



## Perfect control

### **DIRECT CONTROL**

All functions can be selected directly on wagons without unloading beaters. The brightness of the graphic display and illuminated keys is adjustable.

### **POWER CONTROL**

All functions are controlled directly from the terminal. Error messages are also displayed. There is integrated data logging.

- Automatic functions for loading and unloading
- Ergonomic layout of control keys
- Back-lit keys

### **POWER CONTROL Wireless**

For convenient operation of the loader wagon, including from outside the tractor cab.

- Specially for operating the cross conveyor belt
- A carry-belt keeps both hands free
- Wide range of up to 328' / 100 m

## Exceptional operating convenience

### **CCI 100 terminal**

#### **100 % ISOBUS**


High-end operating convenience as an option. This operator terminal lets you control ISOBUS machines from different manufacturers.

- High quality 8.4" TFT colour screen with back-lit keys
- Touchscreen, automatic functions for loading and unloading
- USB interface, M 12x1 camera connection

# Technical data / Equipment



EUROPROFI COMBILINE	4510 L	5010 L	5510 L
Capacity cu ft / m <sup>3</sup>	1589 / 45	1765 / 50	1941 / 55
DIN volume cu ft / m <sup>3</sup>	918 / 26	1023 / 29	1129 / 32
Pickup width ft / m	6.07 / 1.85	6.07 / 1.85	6.07 / 1.85
Number of knives	35	35	35
Knife spacing inch / mm	1.53 / 39	1.53 / 39	1.53 / 39
Loading area length ft / m	18.64 / 5.68	20.87 / 6.36	23.10 / 7.04
Loading area width ft / m	6.89 / 2.10	6.89 / 2.10	6.89 / 2.10
Length ft / m	27.69 / 8.44	29.92 / 9.12	32.15 / 9.80
Width ft / m	8.23 / 2.51	8.76 / 2.67	8.76 / 2.67
Height ft / m	11.98 / 3.65	11.98 / 3.65	11.98 / 3.65
Standard weight lbs / kg	14660 / 6650	15763 / 7150	16204 / 7350



	CCI Terminal ISOBUS	Additional pick-up tracking roller	Hydraulic automatic loading flap	Access door with ladder
EUROPROFI COMBILINE L	<input type="checkbox"/>	<input type="checkbox"/>	<input type="checkbox"/>	<input type="checkbox"/>
EUROPROFI COMBILINE D	<input type="checkbox"/>	<input type="checkbox"/>	<input type="checkbox"/>	<input checked="" type="checkbox"/>

■ = standard, □ = optional





4510 D	5010 D	5510 D
1589 / 45	1765 / 50	1941 / 55
882 / 25	988 / 28	1094 / 31
6.07 / 1.85	6.07 / 1.85	6.07 / 1.85
35	35	35
1.53 / 39	1.53 / 39	1.53 / 39
17.78 / 5.42	20.01 / 6.10	22.28 / 6.79
6.89 / 2.10	6.89 / 2.10	6.89 / 2.10
29.27 / 8.92	31,50 / 9.60	33,73 / 10.28
8,23 / 2.51	8.76 / 2.67	8.76 / 2.67
11.98 / 3.65	11.98 / 3.65	11.98 / 3.65
15763 / 7150	16865 / 7650	17306 / 7850



Folding rotor duct cover	Cross conveyor belt	Roof ropes with rear tarpaulin
<input type="checkbox"/>	—	<input type="checkbox"/>
<input type="checkbox"/>	<input type="checkbox"/>	<input type="checkbox"/>

All data not binding, equipment may vary from country to country.

### More equipment options

- Drawbar shock absorber
- Loading torque sensing
- Pick up – Hydraulic reduction of pressure
- TWINBLADE reversible knife
- Two-speed scraper floor drive
- Rear switch for scraper floor
- Third beater rotor
- On-board hydraulics for cross conveyor belt
- H3 floodlight inside loading chamber
- LED floodlights on front panel and mudguards
- Video system with monitor and one or two cameras
- Flashing beacon for loader wagons
- Demarcation lights
- Hydraulic brakes



**Your machine goes online.**

All the information on your machine  
**easily – anytime – anywhere**

Simply scan the QR code on the **data plate** with your smartphone or tablet or enter your machine number at [www.poettinger.at/poetpro](http://www.poettinger.at/poetpro). You will immediately receive all the information on your machine.

- Operating instructions
- Optional equipment information
- Brochures
- Photos and videos



#### **PÖTTINGER Spare parts service**

- Worldwide network of sales and service partners.
- Decades of spare and wear parts availability.
- Original PÖTTINGER parts can be ordered online around the clock.

#### **PÖTTINGER Landtechnik GmbH**

Industriegelände 1  
4710 Grieskirchen  
Austria  
Phone +43 7248 600-0  
Fax +43 7248 600-2511  
[info@poettinger.at](mailto:info@poettinger.at)  
[www.poettinger.at](http://www.poettinger.at)

#### **Alois PÖTTINGER UK Ltd.**

15 St Marks Road, Corby  
Northamptonshire, NN18 8AN  
United Kingdom  
Phone +44 1536 272220  
[info.uk@pottingeruk.co.uk](mailto:info.uk@pottingeruk.co.uk)  
[www.pottingeruk.co.uk](http://www.pottingeruk.co.uk)

#### **PÖTTINGER Canada Inc.**

650, Route 112  
St-Cesaire, PQ J0L 1T0  
Canada  
Phone +1 450 469 5594  
Fax +1 866 417 1683  
[sales.canada@poettinger.ca](mailto:sales.canada@poettinger.ca)  
[www.poettinger.ca](http://www.poettinger.ca)

#### **PÖTTINGER US, Inc.**

393 Pilot Drive  
Valparaiso, IN 46383  
USA  
Phone +1 219 510-5534  
Fax +1 219 707-5412  
[sales.us@poettinger.us](mailto:sales.us@poettinger.us)  
[www.poettinger.us](http://www.poettinger.us)

#### **PÖTTINGER Australia PTY LTD**

15 Fordson Road  
Campbellfield, VIC 3061  
Australia  
Phone +61 3 9359 2969  
[sales.au@poettinger.com.au](mailto:sales.au@poettinger.com.au)  
[www.poettinger.com.au](http://www.poettinger.com.au)

#### **PÖTTINGER Ireland Ltd.**

Industrial Estate  
Cashel Rd., Clonmel, Co. Tipperary  
Ireland  
Phone +353 52 6125766  
[info.ie@poettinger.at](mailto:info.ie@poettinger.at)  
[www.poettinger.ie](http://www.poettinger.ie)

#### **Importer for New Zealand:**

**Origin Agroup**  
PO Box 673, 57 Hautapu Road  
Cambridge  
New Zealand  
Phone +64 7 823 7582  
[info@originagroup.co.nz](mailto:info@originagroup.co.nz)  
[www.originagroup.co.nz](http://www.originagroup.co.nz)

#### **Importer for South Africa:**

**VALTRAC**  
Cnr. Water & Buiten Street  
9585 Parys  
South Africa  
Phone +27 56 817 7338 7308  
[wynn@valtrac.co.za](mailto:wynn@valtrac.co.za)  
[www.valtrac.co.za](http://www.valtrac.co.za)

